

MY LEQEMBI[®] APPOINTMENT TRACKER

Use this resource to stay on top of your treatment schedule.



Please see Important Safety Information on pages 2-4.
Click underlined links for [full Prescribing Information](#)
including Boxed WARNING, and [Medication Guide](#).

MY LEQEMBI® APPOINTMENT TRACKER

To get the most out of treatment with LEQEMBI, it's important to stay on top of your infusion schedule and healthcare provider appointments. **This tracker is here to help, with 3 sections you can fill out:**



My Care Team

Create a list of the people on your **care team** and record their **contact information**.



My Treatment Schedule

Keep track of your LEQEMBI **infusions** and MRI (magnetic resonance imaging) **scans**, and note how you're feeling between appointments.



My Other Appointments

Write down any **additional appointments** with your healthcare providers.

WHAT IS LEQEMBI?

LEQEMBI is a prescription medicine used to treat people with Alzheimer's disease.

If you have serious allergic reactions to any of the ingredients in LEQEMBI, **you should not be treated with LEQEMBI.**

IMPORTANT SAFETY INFORMATION

 **What is the most important information I should know about LEQEMBI?**


LEQEMBI can cause serious side effects, including: ARIA (amyloid-related imaging abnormalities). There are usually no signs of ARIA. In rare cases, it can lead to serious complications: ARIA can show up as swelling in parts of the brain or small spots of bleeding; larger areas of bleeding in the brain may occur, but this is uncommon; ARIA usually goes away over time; most people with ARIA don't have any symptoms. However, some people may notice: headache, confusion that gets worse, dizziness, vision problems, nausea, problems walking, or seizures.


Please see Important Safety Information on pages 2-4. Click underlined links for [full Prescribing Information](#) including Boxed WARNING, and [Medication Guide](#).





IMPORTANT SAFETY INFORMATION (CONTINUED)

What is the most important information I should know about LEQEMBI?

 Some people have a gene called ApoE4 that may increase the risk of ARIA. Talk to your healthcare provider about testing to see if you have this gene


 Some medicines can increase the risk of larger areas of bleeding in the brain for people taking LEQEMBI. Talk to your healthcare provider to see if any of the medicines you're taking increase this risk

 Your healthcare provider will check for ARIA with MRI (magnetic resonance imaging) scans before you start LEQEMBI and during treatment

 **Call your healthcare provider or go to the nearest hospital emergency room right away if you have any of the symptoms listed on page 2.**

 **Before receiving LEQEMBI, tell your healthcare provider about all your medical conditions, including if you:**

- are pregnant or plan to become pregnant. It is not known if LEQEMBI will harm your unborn baby. Tell your healthcare provider if you become pregnant during your treatment with LEQEMBI
- are breastfeeding or plan to breastfeed. It is not known if any of the ingredients in LEQEMBI pass into your breast milk. Talk to your healthcare provider about the best way to feed your baby while receiving LEQEMBI

 **Tell your healthcare provider about all the medicines you take,** including prescription and over-the-counter medicines, vitamins, and herbal supplements.

Especially tell your healthcare provider if you take medicines to reduce blood clots from forming (including aspirin). Ask your healthcare provider for a list of these medicines if you are not sure.

Keep a list of the medicines you take. Show it to your healthcare provider and pharmacist when you get a new medicine.

Please see Important Safety Information on pages 2-4.
Click underlined links for [full Prescribing Information](#)
including [Boxed WARNING](#), and [Medication Guide](#).

 **LEQEMBI**
(lecanemab-irmb)

IMPORTANT SAFETY INFORMATION (CONTINUED)



What are the possible side effects of LEQEMBI?

LEQEMBI can cause serious side effects, including:

- **ARIA (amyloid-related imaging abnormalities)** (see page 2)
- **Serious allergic reactions** may happen during a LEQEMBI infusion. Tell your healthcare provider if you notice any of these symptoms during or after a LEQEMBI infusion:



swelling of the face, lips, mouth, or tongue



itchy bumps on the skin, also known as hives



difficulty breathing



- **Infusion-related reactions** are common and can sometimes be serious. Tell your healthcare provider right away if you notice any of these symptoms during an infusion:



fever



flu-like symptoms (chills, joint and body aches, feeling shaky)



nausea and/or vomiting



dizziness or lightheadedness



fast or slow heart rate, or feeling like your chest is pounding



difficulty breathing or shortness of breath

Your healthcare provider may give you medicines before your next infusion to lower the chance of having a reaction.

The most common side effects of LEQEMBI include:

- infusion-related reactions
- swelling in areas of the brain, with or without small spots of bleeding in or on the surface of the brain (ARIA)
- headache

These are not all the possible side effects of LEQEMBI. Call your doctor for more information and medical advice about side effects. You are encouraged to report negative side effects of prescription drugs to the FDA. Visit www.fda.gov/medwatch or call 1-800-FDA-1088.

Please see Important Safety Information on pages 2-4. Click underlined links for [full Prescribing Information](#) including Boxed WARNING, and [Medication Guide](#).



MY CARE TEAM

Fill out the information below to keep all your treatment team's contact details in one place.

LEQEMBI Prescriber



Name: _____ Address: _____

Phone: _____

Infusion Nurse



Name: _____ Address: _____

Phone: _____

Primary Care Physician



Name: _____ Address: _____

Phone: _____

Please see Important Safety Information on pages 2-4.
Click underlined links for [full Prescribing Information](#)
including **Boxed WARNING**, and [Medication Guide](#).

Additional Care Team Members

Name/Role: _____

Address: _____

Phone: _____

Name/Role: _____

Address: _____

Phone: _____

Name/Role: _____

Address: _____

Phone: _____

Please see Important Safety Information on pages 2-4.
Click underlined links for [full Prescribing Information](#)
including **Boxed WARNING**, and [Medication Guide](#).



MY TREATMENT SCHEDULE



Use this section to keep track of your LEQEMBI treatment plan, including each infusion and MRI scan.

My Infusions

LEQEMBI infusions are given **every 2 weeks**. That keeps LEQEMBI working in your body and gives your care team more opportunities to check in on you.

My MRI Scans

ARIA (amyloid-related imaging abnormalities) is a potential side effect of treatments like LEQEMBI (see page 2 for signs and symptoms). Your healthcare provider will check for ARIA with MRI scans before you start LEQEMBI and **before your 5th, 7th, and 14th infusions**.

Write down the dates of your MRI appointments below.

The diagram shows a horizontal timeline of 14 infusions. The word "INFUSIONS" is written in a dark blue oval at the start. The numbers 1 through 14 are spaced evenly along the timeline. Three dashed boxes are positioned above the timeline, each containing an MRI icon and the text "BEFORE [X]TH INFUSION". The first box is above infusions 5 and 6, labeled "BEFORE 5TH INFUSION". The second box is above infusions 7 and 8, labeled "BEFORE 7TH INFUSION". The third box is above infusions 13 and 14, labeled "BEFORE 14TH INFUSION". Below each MRI icon, the text "MRI #1", "MRI #2", and "MRI #3" is written, followed by "Date:" and a date entry box with two slashes and a space for each digit (e.g., / /).

BEFORE 5TH INFUSION

MRI #1
Date: / /

BEFORE 7TH INFUSION

MRI #2
Date: / /

BEFORE 14TH INFUSION

MRI #3
Date: / /

Please see Important Safety Information on pages 2-4.
Click underlined links for [full Prescribing Information](#)
including Boxed WARNING, and [Medication Guide](#).

Infusion Center Information

Address:

Phone:

Parking Details:

Example Infusion

Day:

Tuesday, August 15

Time:

2:30 PM

Reminders: *Arrive 15 min early*

Talk to Nurse Sarah about how to plan my infusions with my vacation coming up

Note(s) for Care Team:

Note the date and time of your appointment. Writing down the day of the week may be helpful, too.

Note anything you may want to remember or questions you have.

Note how you're feeling and any side effects that may come up between treatments so you can share with your healthcare provider.

Make sure you know about serious allergic reactions:

Serious allergic reactions. Swelling of the face, lips, mouth, or tongue, hives, or difficulty breathing have happened during a LEQEMBI infusion. Tell your healthcare provider if you have any symptoms of a serious allergic reaction during or after your LEQEMBI infusion.

Please see Important Safety Information on pages 2-4. Click underlined links for [full Prescribing Information](#) including Boxed WARNING, and [Medication Guide](#).



MY TREATMENT SCHEDULE



Infusion #1		Infusion #2	
Day:	Time:	Day:	Time:
Reminders:		Reminders:	
Note(s) for Care Team:		Note(s) for Care Team:	

Infusion #3		Infusion #4	
Day:	Time:	Day:	Time:
Reminders:		Reminders:	
Note(s) for Care Team:		Note(s) for Care Team:	

Please see Important Safety Information on pages 2-4.
Click underlined links for [full Prescribing Information](#)
including Boxed WARNING, and [Medication Guide](#).



INFUSIONS ARE GIVEN EVERY 2 WEEKS

You'll also need an MRI scan before your 5th infusion.

MRI Scan #1		Infusion #5	
Day:	Time:	Day:	Time:
Location:		Reminders:	
Contact Details:		Note(s) for Care Team:	

Make sure you know about infusion-related reactions:

Infusion-related reactions are a possible side effect of LEQEMBI. These include fever, flu-like symptoms (chills, body aches, feeling shaky, and joint pain), nausea, vomiting, dizziness or lightheadedness, changes in your heart rate or feeling like your chest is pounding, changes in your blood pressure, and difficulty breathing or shortness of breath. **Tell your healthcare provider or infusion care team right away if you experience any of these symptoms. They can tell you what to do and if medicine may help.**

Please see Important Safety Information on pages 2-4. Click underlined links for [full Prescribing Information](#) including Boxed WARNING, and [Medication Guide](#).

INFUSIONS ARE GIVEN EVERY 2 WEEKS

You'll also need an MRI scan before your 7th infusion.

Infusion #6		MRI Scan #2	
Day:	Time:	Day:	Time:
Reminders:		Location:	
Note(s) for Care Team:		Contact Details:	

Infusion #7		Infusion #8	
Day:	Time:	Day:	Time:
Reminders:		Reminders:	
Note(s) for Care Team:		Note(s) for Care Team:	

Please see Important Safety Information on pages 2-4.
Click underlined links for [full Prescribing Information](#)
including Boxed WARNING, and [Medication Guide](#).



INFUSIONS ARE GIVEN EVERY 2 WEEKS

If you miss an infusion, you should receive your next dose as soon as possible.


Infusion #9		Infusion #10	
Day:	Time:	Day:	Time:
Reminders:		Reminders:	
Note(s) for Care Team:		Note(s) for Care Team:	

Infusion #11		Infusion #12	
Day:	Time:	Day:	Time:
Reminders:		Reminders:	
Note(s) for Care Team:		Note(s) for Care Team:	

Please see Important Safety Information on pages 2-4.
Click underlined links for [full Prescribing Information](#)
including Boxed WARNING, and [Medication Guide](#).

INFUSIONS ARE GIVEN EVERY 2 WEEKS

You'll also need an MRI scan before your 14th infusion.

Infusion #13		 MRI Scan #3	
Day:	Time:	Day:	Time:
Reminders:		Location:	
Note(s) for Care Team:		Contact Details:	

Infusion #14		Infusion	
Day:	Time:	Day:	Time:
Reminders:		Reminders:	
Note(s) for Care Team:		Note(s) for Care Team:	

Please see Important Safety Information on pages 2-4.
Click underlined links for [full Prescribing Information](#)
including Boxed WARNING, and [Medication Guide](#).

INFUSIONS ARE GIVEN EVERY 2 WEEKS

If you miss an infusion, you should receive your next dose as soon as possible.

Infusion		Infusion	
Day:	Time:	Day:	Time:
Reminders:		Reminders:	
Note(s) for Care Team:		Note(s) for Care Team:	

Infusion		Infusion	
Day:	Time:	Day:	Time:
Reminders:		Reminders:	
Note(s) for Care Team:		Note(s) for Care Team:	

Please see Important Safety Information on pages 2-4.
Click underlined links for [full Prescribing Information](#)
including **Boxed WARNING**, and [Medication Guide](#).

INFUSIONS ARE GIVEN EVERY 2 WEEKS

If you miss an infusion, you should receive your next dose as soon as possible.

Infusion		Infusion	
Day:	Time:	Day:	Time:
Reminders:		Reminders:	
Note(s) for Care Team:		Note(s) for Care Team:	

Infusion		Infusion	
Day:	Time:	Day:	Time:
Reminders:		Reminders:	
Note(s) for Care Team:		Note(s) for Care Team:	

Please see Important Safety Information on pages 2-4.
Click underlined links for [full Prescribing Information](#)
including Boxed WARNING, and [Medication Guide](#).

INFUSIONS ARE GIVEN EVERY 2 WEEKS

If you miss an infusion, you should receive your next dose as soon as possible.

Infusion		Infusion	
Day:	Time:	Day:	Time:
Reminders:		Reminders:	
Note(s) for Care Team:		Note(s) for Care Team:	

Infusion		Infusion	
Day:	Time:	Day:	Time:
Reminders:		Reminders:	
Note(s) for Care Team:		Note(s) for Care Team:	

Please see Important Safety Information on pages 2-4.
Click underlined links for [full Prescribing Information](#)
including Boxed WARNING, and [Medication Guide](#).

MY OTHER APPOINTMENTS

Use this section to keep track of any additional healthcare provider visits.

Example Appointment		
Day: <i>Tuesday, August 15</i>	Time: <i>2:30 PM</i>	Note the date and time of your appointment. Writing down the day of the week may be helpful, too.
Healthcare Provider: <i>Dr. Patel</i>		
Appointment Type and Location: <i>Follow-up visit at doctor's office</i>		Note the purpose and location of the appointment.
Reminders: <i>Bring list of questions to ask</i>		Note anything your healthcare provider may have told you to keep in mind for the appointment.

Appointment	
Day:	Time:
Healthcare Provider:	
Appointment Type and Location:	
Reminders:	

Please see Important Safety Information on pages 2-4. Click underlined links for [full Prescribing Information](#) including Boxed WARNING, and [Medication Guide](#).

Appointment	
Day:	Time:
Healthcare Provider:	
Appointment Type and Location:	
Reminders:	

Appointment	
Day:	Time:
Healthcare Provider:	
Appointment Type and Location:	
Reminders:	

Appointment	
Day:	Time:
Healthcare Provider:	
Appointment Type and Location:	
Reminders:	

Please see Important Safety Information on pages 2-4.
 Click underlined links for [full Prescribing Information](#)
 including Boxed WARNING, and [Medication Guide](#).

Appointment	
Day:	Time:
Healthcare Provider:	
Appointment Type and Location:	
Reminders:	

Appointment	
Day:	Time:
Healthcare Provider:	
Appointment Type and Location:	
Reminders:	

Appointment	
Day:	Time:
Healthcare Provider:	
Appointment Type and Location:	
Reminders:	

Please see Important Safety Information on pages 2-4.
 Click underlined links for [full Prescribing Information](#)
 including Boxed WARNING, and [Medication Guide](#).

Appointment	
Day:	Time:
Healthcare Provider:	
Appointment Type and Location:	
Reminders:	

Appointment	
Day:	Time:
Healthcare Provider:	
Appointment Type and Location:	
Reminders:	

Appointment	
Day:	Time:
Healthcare Provider:	
Appointment Type and Location:	
Reminders:	

Please see Important Safety Information on pages 2-4.
Click underlined links for [full Prescribing Information](#)
including Boxed WARNING, and [Medication Guide](#).

Appointment	
Day:	Time:
Healthcare Provider:	
Appointment Type and Location:	
Reminders:	

Appointment	
Day:	Time:
Healthcare Provider:	
Appointment Type and Location:	
Reminders:	

Appointment	
Day:	Time:
Healthcare Provider:	
Appointment Type and Location:	
Reminders:	

Please see Important Safety Information on pages 2-4.
 Click underlined links for [full Prescribing Information](#)
 including Boxed WARNING, and [Medication Guide](#).

Appointment	
Day:	Time:
Healthcare Provider:	
Appointment Type and Location:	
Reminders:	

Appointment	
Day:	Time:
Healthcare Provider:	
Appointment Type and Location:	
Reminders:	

Appointment	
Day:	Time:
Healthcare Provider:	
Appointment Type and Location:	
Reminders:	

Please see Important Safety Information on pages 2-4.
 Click underlined links for [full Prescribing Information](#)
 including Boxed WARNING, and [Medication Guide](#).

Appointment	
Day:	Time:
Healthcare Provider:	
Appointment Type and Location:	
Reminders:	

Appointment	
Day:	Time:
Healthcare Provider:	
Appointment Type and Location:	
Reminders:	

Appointment	
Day:	Time:
Healthcare Provider:	
Appointment Type and Location:	
Reminders:	

Please see Important Safety Information on pages 2-4.
Click underlined links for [full Prescribing Information](#)
including Boxed WARNING, and [Medication Guide](#).

Appointment	
Day:	Time:
Healthcare Provider:	
Appointment Type and Location:	
Reminders:	

Appointment	
Day:	Time:
Healthcare Provider:	
Appointment Type and Location:	
Reminders:	

Appointment	
Day:	Time:
Healthcare Provider:	
Appointment Type and Location:	
Reminders:	

Please see Important Safety Information on pages 2-4.
 Click underlined links for [full Prescribing Information](#)
 including Boxed WARNING, and [Medication Guide](#).

Appointment	
Day:	Time:
Healthcare Provider:	
Appointment Type and Location:	
Reminders:	

Appointment	
Day:	Time:
Healthcare Provider:	
Appointment Type and Location:	
Reminders:	

Appointment	
Day:	Time:
Healthcare Provider:	
Appointment Type and Location:	
Reminders:	

Please see Important Safety Information on pages 2-4.
 Click underlined links for [full Prescribing Information](#)
 including Boxed WARNING, and [Medication Guide](#).

Appointment	
Day:	Time:
Healthcare Provider:	
Appointment Type and Location:	
Reminders:	

Appointment	
Day:	Time:
Healthcare Provider:	
Appointment Type and Location:	
Reminders:	

Appointment	
Day:	Time:
Healthcare Provider:	
Appointment Type and Location:	
Reminders:	

Please see Important Safety Information on pages 2-4.
 Click underlined links for [full Prescribing Information](#)
 including Boxed WARNING, and [Medication Guide](#).

Appointment	
Day:	Time:
Healthcare Provider:	
Appointment Type and Location:	
Reminders:	

Appointment	
Day:	Time:
Healthcare Provider:	
Appointment Type and Location:	
Reminders:	

Appointment	
Day:	Time:
Healthcare Provider:	
Appointment Type and Location:	
Reminders:	

Please see Important Safety Information on pages 2-4.
 Click underlined links for [full Prescribing Information](#)
 including Boxed WARNING, and [Medication Guide](#).

Appointment	
Day:	Time:
Healthcare Provider:	
Appointment Type and Location:	
Reminders:	

Appointment	
Day:	Time:
Healthcare Provider:	
Appointment Type and Location:	
Reminders:	

Appointment	
Day:	Time:
Healthcare Provider:	
Appointment Type and Location:	
Reminders:	

Please see Important Safety Information on pages 2-4.
 Click underlined links for [full Prescribing Information](#)
 including Boxed WARNING, and [Medication Guide](#).



Eisai Patient Support (EPS) provides information and resources to help you get access to LEQEMBI, including:

- understanding insurance coverage
- identifying financial support programs
- learning what to expect throughout treatment

For more information, visit EisaiPatientSupport.com or call 1-833-453-7362 (1-833-4-LEQEMBI).

Please see Important Safety Information on pages 2-4.
Click underlined links for [full Prescribing Information](#)
including Boxed WARNING, and [Medication Guide](#).



© 2024 Eisai Inc. and Biogen.
LEQE-US3353 March 2024



All trademarks are the property of their respective owners.
LEQEMBI® is a registered trademark of Eisai R&D Management Co., Ltd.